



**USA LACROSSE**

## Instructor Notes



### **RULE – PART 3 0 THE GOAL AREA**

- The presentation takes a deeper look at the goal as it pertains to Rule 4
- 30-60m



## Instructor Notes

### **RULE 4 - THE GOAL AREA**

#### **WHERE THE ACTION OCCURS!**

- Most important area of the field
- It is always the primary responsibility of at least one official
- How we handle calls in this area will set the "temperature" of the game



### **RULE 4 – THE GOAL AREA**

- Goals determine wins and losses
- This is a critical area on the field and you need to be fully prepared to officiate the goal area well



## Instructor Notes

### THE GOAL CREASE

KNOW WHAT TO EXPECT

Officials Responsibilities Settled Situations

The Goalie

Play around the Crease

Teams Change Goals at the end of each Quarter!

USA LACROSSE

PRESENTATION TITLE HERE

3

### THE GOAL CREASE

- 9' radius
- Goalie's domain to perform his functions
- Only the goalie has full goal-crease privileges
- Rules have changes and ONLY the goalie can legally stop shots




## Instructor Notes

### AREAS OF RESPONSIBILITY

**TRUST YOUR PARTNER TO COVER HIS AREA**

- Lead**
  - Goal
  - End Line
- Single**
  - Shooter
  - Goal
- Trail**
  - Substitutions
  - Over and Back
  - Shooter

The diagram illustrates the lacrosse field with three officials: Lead (L), Single (S), and Trail (T). The Lead official (L) is positioned near the goal, the Single official (S) is near the crease, and the Trail official (T) is near the end line. Shaded areas indicate their respective zones of responsibility: Lead (red), Single (green), and Trail (blue). A dashed line indicates the Trail official's position relative to the end line.



### AREAS OF RESPONSIBILITY

#### Lead Official:

- Goal is primary responsibility
- Positioned roughly a step or two above or below GLE
- Covers the end line on contested plays'

#### Single Official:

- Watches the shooter for late hits
- Moves toward the goal if the Lead official moves to the end line
- Can assist with crease violations on a tight play

#### Trail Official:

- Watches for contested substitutions
- Makes the over and back call if necessary
- Covers the far goal

**Note:** The pre-game should be clear on each responsibility, but the most important is that the Trail official watches the shooter on every shot.



## Instructor Notes

### GOAL CREASE PRIVILEGES

KNOW THE RULES – MAKE THE CALLS

- Goalkeeper has privileges and protections within the goal-crease IF...
- He maintains continuous contact using at least one foot with the interior of the goal crease.
- Non-goalkeepers DO NOT have goal-crease privileges



### GOAL CREASE PRIVILEGES

A properly equipped goalkeeper has the following privileges and protections within the goal-crease, so long as he maintains continuous contact using at least one foot with the interior of the goal crease:

- A goalkeeper may stop the ball in any manner with his crosse or body while in the crease area.
- He may block or bat the ball away with his hand, but he may not catch the ball with his hand.
- No opposing player may make contact with the goalkeeper or the portion of his crosse that is within the goal crease area, regardless of whether the goalkeeper has the ball in possession.
- When the goalkeeper is in the crease, any portion of the goalkeeper's crosse extended outside the crease, is subject to being stick checked, except when the ball is in his crosse.
- A goalkeeper or any player on the goalkeeper's team may receive a pass while in the crease.
- While in possession of the ball, no opposing player shall make contact with the goalkeeper or his crosse.
- Other players do not have the same protections as goalkeepers.



**USA LACROSSE**

- Opposing players can check non-goalkeepers when they have the ball and are located in the crease but may not enter the crease



## Instructor Notes

### GOAL CREASE PROHIBITIONS

**KNOW THE RULES – MAKE THE CALLS**

- The movement of players into and out of the goal-crease area is restricted
- Offensive players have certain restrictions on play around the crease
- Only a properly-equipped goalkeeper may play with the intent to stop a shot



### GOAL CREASE PROHIBITIONS

- No offensive player may enter the crease at any time.
- Offensive players can reach their stick into the crease to collect a loose ball but must not make contact with the goalkeeper or the goalkeeper's crosse.
- A goalkeeper or a defender may not exceed four seconds with possession of the ball in their crease.
- No defensive player, other than a properly equipped goalkeeper, can enter their crease with the perceived intent on blocking a shot or acting as a goalkeeper.
  - Defensive players are allowed to be in or pass through the crease to but never to block a shot.
  - Officials will stop play as soon as they notice the situation except if a ball is already in flight on a shot.
  - If a shot is in flight, it shall be allowed to come to its natural conclusion before stopping play.
  - A violation will result in a technical foul for a conduct foul when a defensive player that violates this rule.
  - A subsequent violation is a personal foul that results in an unsportsmanlike conduct penalty

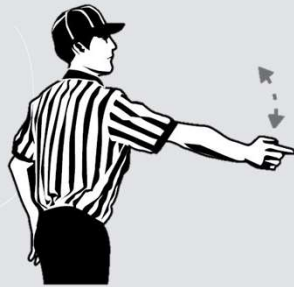


## Instructor Notes

### CREASE VIOLATIONS

#### BIG CALLS THAT SHOULD BE MADE BIG

- Confidence is the key to making a crease violation call
- Don't hesitate and make a strong, decisive call that everyone can hear
- Know the dive rules



### CREASE VIOLATIONS

- Offense cannot physically touch the crease (crosse does not count, may reach in to play a loose ball)
- Offense cannot touch the goal (with body or crosse)
- Offense may not dive into the crease





## Instructor Notes

### GOALKEEPER INTERFERENCE

**GIVE THE GOALIE A CHANCE TO DO HIS JOB**

- Possession interference is rare in today's game
- Most goalie interference calls occur during loose ball situations
- Know the rules about the goalie's stick being in or out of the crease when the ball is loose.



Class  
Discussion  
Questions



### GOALKEEPER INTERFERENCE

- Offense cannot touch the goalkeeper's body or crosse while the goalkeeper and his crosse is inside the crease
- A goalie's crosse may be checked if outside of the cylinder and the ball is loose
- A covered ball by the goalie's stick outside the crease is NOT considered possession

#### Discussion item:

- Why is goalkeeper interference a play-on when he has possession and not a flag down?
- This is a rare technical foul with possession that does not result in a flag on the offending team. Think of it as any offensive violation with the crease or the goalkeeper always turns the ball over to the defense. The "play-on" allows the defensive team an opportunity to preserve a fast break opportunity, and if they are unable to capitalize due to a bad pass or losing the ball they still retain the ball due to the violation.



## Instructor Notes

### SCORING

#### KNOW THE RULES

A goal is scored when:

- Loose ball passes from the front entirely over the goal line.
- A goal will be allowed if the shot was released before the end of the period.

Class  
Discussion  
Questions



### SCORIN

#### Discussion item:

How can the ball be propelled into the Goal?

- Shot
- Kicked
- Batted
- Deflected



## Instructor Notes

### GOAL NOT SCORED

#### END OF PERIOD

A goal is NOT scored when:

- The horn has sounded to end the period before a shot has been released
- The horn has sounded after the shot has been taken but the ball is touched by an offensive player after the horn has sounded



## GOAL NOT SCORED

Under the following circumstances a goal will not count!

- A shot is released **AFTER** the end of the period
- A shot is released **BEFORE** the



end of the period but one of the following incidents occurs after the end of the period

- The ball makes contact with any member of the attacking team or his equipment
- The ball is touched by any player of either team other than the defending goalkeeper after hitting the goalkeeper or his equipment, goal posts or crossbar



## Instructor Notes

### GOAL NOT SCORED

#### FOULS



**Attacking team foul**



**Scorer's crosse is found illegal**



**Contact is made with the goalie, goalpost or goal net**



11

A player from the attacking team commits a foul.

The goal scorer's crosse is found to be illegal before the restart of play.

After one of the officials has sounded the whistle for any reason.



## Instructor Notes

### GOAL NOT SCORED

#### DIVE PLAYS

- Diving is NOT the same at all levels.
- Under NFHS rules, a player may NOT, under any circumstances land in the crease after a diving shot and have the goal count
- If a player is contacted illegally, a goal cannot count, and the penalty shall be assessed.
- If a player is contacted legally, it shall be a turnover

Class  
Discussion  
Questions



#### GOAL NOT SCORED – DIVE PLAYS

- An attacking player, in possession of the ball and outside the crease, dives or jumps (becomes airborne of his own volition), prior to, during, or after the release of the shot and lands in the crease.
- An attacking player may legally score a goal and touch the crease area, provided the ball enters the goal before the contact with the crease, and his feet are grounded before, during, and after a shot.

#### CLASS DISCUSSION:

- Discuss the difference between a dive and a grounded shot
- Discuss lead/single responsibilities for feet and push calls.



## Instructor Notes


### KAHOOT!

#### GAME-STYLE LEARNING

Kahoot! is a digital learning platform that uses quiz-style games to help students learn by making the information engaging in a fun way.

As one of the biggest names in quiz-based learning, it's impressive that Kahoot! still offers a free-to-use platform, which makes it highly accessible for teachers and students alike. It's also a helpful tool for a hybrid class that uses both digital and classroom-based learning.

The cloud-based service will work on most devices via a web browser. That means this is accessible for students in class or at home using laptops, tablets and smartphones.



#### **KAHOOT (You need to be connected to the internet to Play Kahoot!)**

- Practice this before the class starts
- Open the link and have it sitting in a browser window waiting
- No app or login is required



## Instructor Notes

### KAHOOT INSTRUCTIONS

#### PLAYERS

- On your smartphone, tablet or laptop, go to [www.kahoot.it](http://www.kahoot.it)
- Wait for the instructor to give you the **Game Pin**
- Enter your first name and last initial **ONLY**



#### INSTRUCTORS

- A Kahoot account can keep track of results, otherwise, you can play without an account
- <https://create.kahoot.it/auth/login>
- Create a free BASIC account (up to 50 users) or paid PRO account (up to 100 users)
- Click on the link below
- Game will open in an internet browser window



**USA Lacrosse Officials Development Program – RULE 4 – PART 3 – THE GOAL AREA**

You need to be connected to the internet to Play Kahoot!





**USA LACROSSE**

## Instructor Notes



**THANK YOU TO THE MEMBERS OF THE  
2023 MENS OFFICIAL'S EDUCATION DEVELOPMENT TEAM**